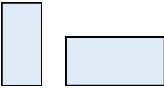
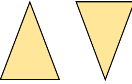
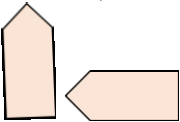
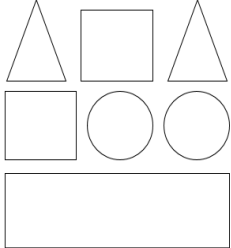



Weekly Maths Tasks (Aim to do 3 per week)	Weekly Reading Tasks (Aim to do 3 per week)
<p><b>Position and Direction</b></p> <ul style="list-style-type: none"> <li>Are these statements correct? Is there more than one answer? Explain how you know.</li> </ul> <p>The shape has made a quarter turn. </p> <p>The shape has made a half turn. </p> <p>The shape has made a three-quarter turn. </p> <ul style="list-style-type: none"> <li>Use the clues to colour the shapes.</li> </ul>  <p>The circle in the middle is blue.  The circle on the right is red.  The shape up from the right circle is green.  The shape down from the circles is green.  The square to the left of the green triangle is red.  The four-sided shape up from the rectangle is blue.  The triangle on the left is red.</p> <ul style="list-style-type: none"> <li>The Using the words 'above' 'below' 'to the left' 'to the right' 'in the middle' describe the positions of the coins.</li> </ul>  <ul style="list-style-type: none"> <li>Continue your Numbots story online. Try out Mathletics too.</li> </ul>	<ul style="list-style-type: none"> <li>Read the book 'Dinosaur Times' from the Oxford Owl website <a href="http://www.oxfordowl.co.uk">www.oxfordowl.co.uk</a> and write down the words which you do not understand. Try to answer the questions at the end of the book.</li> <li>Read a book that you really like and then write some questions for somebody else in your house to answer. Did they get the answers right? Did they write neatly and use their phonics?</li> <li>Read the story about 'The Cautious Caterpillar' attached below the home learning and answer the questions. Write down any words that you are not familiar with and try to spell them.</li> <li>Read and learn what the words <b>change</b>, <b>future</b>, <b>exist</b> and <b>metamorphosis</b> mean.</li> <li>Remember to practise your phonics.</li> <li>When you are reading find the most interesting or trickiest word that you can find and send it to me in a photo.</li> </ul>



## Learning Project - Week 12

### Changes - Year 1

Weekly Spelling Tasks (Aim to do 3 per week)	Weekly Writing Tasks (Aim to do 3 per week)				
<p>This week we will focus on the sound 'y' (<b>ee</b>) as in the word happy and the sound 'ey' as in the word key. Read, write and spell these words, remember to use your phonics skills to help you to blend the words to read.</p> <p><b>bunny, jelly, granny, lorry, hobby, carry, nappy, poppy, holly, silly, tummy, bossy, fuzzy, funny, floppy, softly, grumpy, very, daisy, hairy, fairy.</b></p> <p><b>key, donkey, turkey, hockey, valley, chimney, whiskey, alleyway, Finley, parsley.</b></p> <p>Write some alien words for these sounds as well. Can you put some of these words into a sentence?</p> <ul style="list-style-type: none"> <li>• Spell some of the words on your word list that you can't already spell. If you learn two new words a day you will be able to spell ten new words by Friday!</li> </ul>	<ul style="list-style-type: none"> <li>• We are now in the season of summer. After summer comes the autumn. Write a short explanation to say what changes in the nature occur when the autumn comes.</li> <li>• You are soon going to be in Year 2 and that is a big change itself! Think about and write what do you think might change when you go back to school in September.</li> <li>• Make a list with things you have learned to do since you were in Reception (4 years old) up to now.</li> <li>• Think about what has changed since the school closed in March and what has stayed the same. Put the information in a chart like this</li> </ul> <table border="1" data-bbox="807 1037 1487 1149"> <thead> <tr> <th data-bbox="807 1037 1147 1111">Things that are the same</th> <th data-bbox="1147 1037 1487 1111">Things that have changed</th> </tr> </thead> <tbody> <tr> <td data-bbox="807 1111 1147 1149"></td> <td data-bbox="1147 1111 1487 1149"></td> </tr> </tbody> </table> <ul style="list-style-type: none"> <li>• Think about something you would like to change. It could be making the playground better or clearing up the town or saving the planet. How could you change how it is to make it better?</li> <li>• <i>You will soon be going to a new class and having a new teacher. They would love to know all about you! When you know who your new teacher is, write them a letter telling them all about you! Then take a picture and send it to them by email!</i></li> </ul>	Things that are the same	Things that have changed		
Things that are the same	Things that have changed				

### Learning Project (To be done over the week)

This week's project is based around the theme changes. Find out about what changes we go through our lives. Explore changes in the environment.

#### History

Scientists believe that the dinosaurs used to live many years ago before mankind existed! Find out about what the Earth looked like during that time and how dinosaurs survived. How many types of dinosaurs do you know about?



Choose an object such as a phone, car or tv. Research how they have changed over time. Find or draw 4 pictures that show how they have changed. Put the pictures in order starting with the oldest and say what you have discovered.

#### Art/DT/Music

Create a piece of artwork that shows the difference between day and night, or the changes between the four seasons. Think about how to present your work beautifully and explain the changes.



Vivaldi composed music that described the differences between the four seasons. Lots of music has changes in beat, tempo and instruments. Listen to some music and hear how it changes.

#### Get Active

Every day this week try to get better at the same activity. It could be how many times you can throw and catch a ball, how far you can run in 20 seconds or how many star jumps you can do.

Make a chart and fill it in. You could try more than one activity! Can you change and improve your score?

Day	How many times I caught the ball
Monday	
Tuesday	
Wednesday	
Thursday	
Friday	
Saturday	
Sunday	



#### Geography

Our Earth is changing all the time. Different things happen that make the Earth change. In 2014 a new island was made by a volcanic explosion under the sea. It is near Tonga and is called Hunga Tonga-Hunga Ha'apa. Can you discover where it is in the world?

#### Science

Our world is wonderful and there are so many changes that happen in Science. Try to investigate some of them. We know that we have grown and changed from a baby to someone who is almost ready to start Year 2! We know that first we were babies, then toddlers, then children.....what will you be next?

Find the names for these baby animals

dog---puppy, cat, pig, duck, seal, panda, frog, butterfly, swan. Do you know any more?

We can make materials change too, what happens when you put water in the freezer? What happens to ice cream if you leave it out of the freezer? These materials are changing from solids to liquids or liquids to solids. Make a jelly with your parents and see what happens!

#### Speaking and Listening

We know that there are many amazing people in our world. Some people have changed the world with their inventions, their courage or their ability. Talk to your parents and grandparents about people who they think have changed the world and how. Then find out about Tim Berners-Lee, his invention really changed the world and how we work and play!

## The Cautious Caterpillar

It was springtime in the garden.

Cody the Caterpillar hatched from her egg and crawled onto a big green leaf.

She smiled happily.

"I love being a caterpillar!" she said and began to eat her tasty leaf.



Just then, a ladybird flew on over.

"You're very lucky!" said the ladybird. "When you become a butterfly, you will have wings, like me!"

"Flying looks very tiring," said Cody. "I wish I could stay as a caterpillar forever!"

"Don't worry," said the ladybird, "having wings is great. You can always stop for a rest!"

Cody smiled but didn't feel sure. "Maybe one day," she said.

She carried on eating and the ladybird flew away.

The next day, a bee buzzed on over.

"You're very lucky!" said the bee. "When you become a butterfly, you will sip nectar, like me!"

"I don't think I will like nectar," said Cody. "I wish I could stay as a caterpillar forever!"

"Don't worry," said the bee, "drinking nectar is great. It is ever so yummy!"



### The Cautious Caterpillar

Cody smiled but didn't feel sure. "Maybe one day," she said.

She carried on eating and the bee buzzed away.

A few days later, a grasshopper jumped on over.

"You're very lucky!" said the grasshopper. "When you become a butterfly, you will have six legs, like me!"



"But I like having sixteen legs," said Cody. "I wish I could stay as a caterpillar forever!"

"Don't worry," said the grasshopper, "having six legs is great. That's plenty for landing on the ground!"

Cody smiled but didn't feel sure. "Maybe one day," she said.

She carried on eating and the grasshopper jumped away.

The next day, Cody was full. She thought about everything her friends had told her and decided to be brave.



"Maybe today!" she said, as she changed herself into a chrysalis.

She stayed like that for many days, until she was finally ready to leave her chrysalis...

...and become a butterfly!



### The Cautious Caterpillar

Cody explored the garden, feeling happy and proud of her new wings.

"Having wings **is** great!" she said, as she flew past the ladybird.

"This **is** yummy!" she said to the bee, as they sipped nectar together.

"Six legs **is** plenty!" said Cody, as she landed next to the grasshopper.

That evening, she came across a caterpillar eating a tasty green leaf.

"You're very lucky!" said Cody. "When you have finished eating, you will become a butterfly, like me!"

The caterpillar smiled but didn't look sure.

"I wish I could stay as a caterpillar forever!" he said.

"Don't worry," said Cody. "I loved being a caterpillar too, but trust me, being a butterfly is great!"





## Questions

1. What kind of creature is Cody? Tick one.

- a bumblebee
- a caterpillar
- a ladybird

2. What did Cody want to do? Tick one.

- She wanted to eat nectar.
- She wanted to fly.
- She wanted stay as a caterpillar forever.

3. Write one thing Cody said to each of the minibeasts who tried to make her feel better about changing into a butterfly.

---

---

4. Draw a line to match up the speech with the character who said it.

"When you become a butterfly, you will sip nectar, like me!"

"Having wings is great!"

"Don't worry, having six legs is great!"

the grasshopper

the bee

Cody

5. Complete this sentence.

"Maybe today!" she said, as she changed herself into a \_\_\_\_\_.

butterfly

chrysalis

ladybird